












# Blocks and Heads

Pictures	Products	Product Model	Materials	Lit.	Customer	Application
	Block	6C Engine	HT250 (Alloy Grey Iron)	Range from 7 to 9 Lit.	Dongfeng Cummins	Truck, Bus, Engineering Equipment
	Head					
	Block	6B	HT250 (Alloy Grey Iron)	Range from 7 to 9 Lit.	Dongfeng Cummins	Truck, Bus, Engineering Equipment
	Head					
	Block	6112	HT250 (Alloy Grey Iron)	Range from 6 to 8 Lit.	Yuchai	Truck, Bus, Engineering Equipment, Generator Set
	Head					

# Blocks and Heads

Pictures	Products	Product Model	Materials	Lit.	Customer	Application
	Block	6108	HT250 (Alloy Grey Iron)	Range from 6 to 8 Lit.	Yuchai	Truck, Bus, Engineering Equipment, Generator Set
	Head					
	Head	NH/NG4	HT250 (Alloy Grey Iron)	14L	Chongqing Cummins	HD Truck, Large Bus, Engineering Equipment
	Block	3306	HT250 (Alloy Grey Iron)	10L	Caterpillar	Loading Machine, Excavating Machine
	Head					

# Blocks and Heads

Pictures	Products	Product Model	Materials	Lit.	Customer	Application
	Block	F5C	HT250 (Alloy Grey Iron)	3.2L	IVECO	
	Head					
	Head	4D95	HT250 (Alloy Grey Iron)	3.3L	Komatsu	
	Head		HT300 (Alloy Grey Iron)		Clark	Marine Engine